




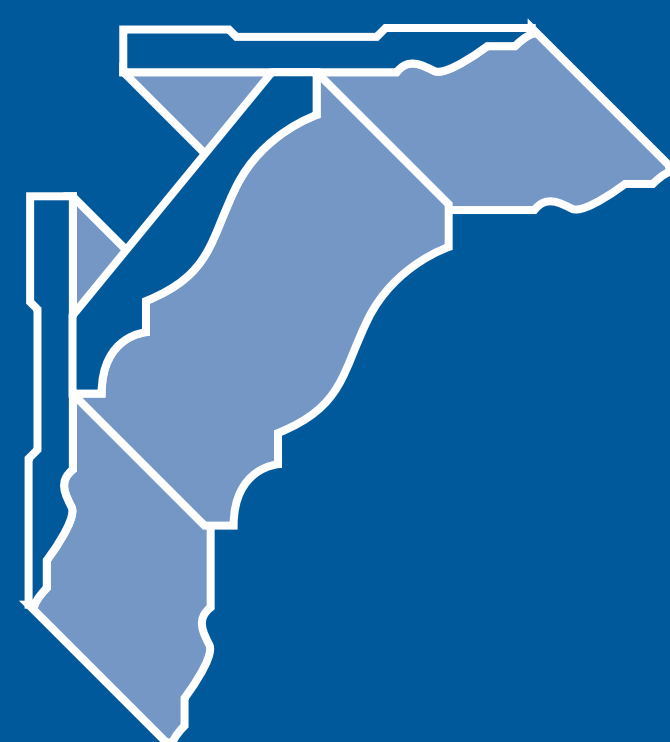
CROWN



COVE



CROWN DENTIL



BUILT UP CROWN



DENTIL



CASING



BASE



CHAIR RAIL




SHOE

COMMON PROFILES



COMMON EDGE TERMS



MILLWORK / MOULDING TERMINOLOGY



MILLWORK / MOULDING  
FACT SHEET

Drawn By:  
P.A.W.

Drawing No.  
2004-12